



Investment Objective: The Fund's investment objective is total return from income and capital appreciation.

Investment Strategy: The Fund seeks to generate an attractive total rate of return from high current income and long-term capital appreciation through investments in Master Limited Partnership (MLP) units and other MLP related investments. The Fund intends to qualify as a Regulated Investment Company (RIC) and avoid the double taxation of many of the MLP-focused mutual funds currently available. The Fund focuses on midstream energy infrastructure assets with "toll road" or fee-based business models with little or no direct commodity price exposure.

Recent Performance:

As of March 31, 2021	One Month	Year To Date	Since Inception*	Through 03/31/2021			
				One Year	Three Year	Five Year	Since Inception*
EGLIX Class I (NAV)	6.58%	19.97%	-2.59%	82.76%	-2.20%	1.46%	-2.59%
EGLAX Class A (NAV)	6.58%	19.89%	-2.83%	82.23%	-2.41%	1.23%	-2.83%
EGLAX Class A (Max Load)	0.43%	13.07%	-3.50%	71.84%	-4.32%	0.04%	-3.50%
EGLCX Class C (NAV)	6.36%	19.47%	-4.85%	80.75%	-3.19%	0.45%	-4.85%
EGLNX Class N (NAV)	6.55%	19.87%	-8.57%	82.81%	n/a	n/a	-8.57%
Alerian MLP Index	6.91%	21.95%	-2.85%	103.13%	-2.98%	-1.30%	-2.85%

Risk Statistics:

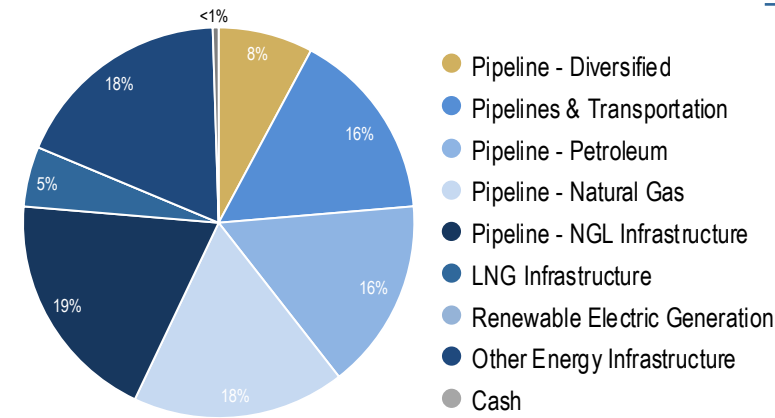
October 2012 Through March 31, 2021	Eagle MLP I	Alerian MLP Index
Standard Deviation	27.82%	31.53%
Maximum Drawdown	-73.65%	-74.28%
Up Capture of Alerian MLP	95.96%	100.00%
Down Capture of Alerian MLP	97.64%	100.00%

*Inception date for class I and A shares was 9/14/12. Inception date for class C share was 2/21/13. Inception date for class N share was 8/16/18. Since Inception data shown for the Alerian MLP Index begins on 9/14/2012.

Returns for periods longer than one year are annualized.

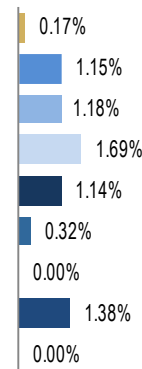
The performance data quoted here represents past performance. Current performance may be lower or higher than the performance data quoted above. Investment return and principal value will fluctuate, so that shares, when redeemed, may be worth more or less than their original cost. Past performance is no guarantee of future results. The total annual fund operating expenses are Class A 1.81%, Class C 2.56%, Class I 1.56% and Class N 1.55%. The Fund's investment advisor has contractually agreed to reduce its fees and/or absorb expenses of the Fund, at least until August 31, 2021. Total annual operating expenses after fee waiver are Class A 1.67%, Class C 2.42%, Class I 1.42% and Class N 1.27%. The maximum sales load for Class A is 5.75%. Please review the Fund's Prospectus for more detail on the expense waiver. Results shown reflect the waiver, without which the results could have been lower. A Fund's performance, especially for very short periods of time, should not be the sole factor in making your investment decisions. For performance information current to the most recent month end, please call toll-free 1-888-868-9501. The index shown is for informational purposes only and is not reflective of any investment. An investor cannot invest directly in an index. Indices do not include fees or operating expenses and are not available for actual investment. They are unmanaged and shown for illustrative purposes only. The Alerian MLP (NYSE: AMZ) is a composite index of the 50 most prominent energy master limited partnerships.

Portfolio (3/31/2021):†

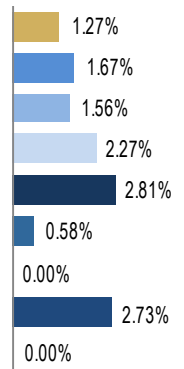


Attribution: (3/31/2021):‡

One Month



Year-to-Date



†MLP Index Securities include exchange traded notes (ETNs) that track various MLP indices.

‡The attribution data will not match the performance results of the Fund as it is an estimate and does not include Fund expenses and the results of residual cash balances.

The Investment Co-Advisors:

Eagle Global Advisors, LLC (Eagle) was founded in 1996 and is located in Houston, Texas, the knowledge center for both Energy and MLPs. Eagle is an SEC Registered Investment Advisor and manages approximately \$1.7 billion in assets of which over \$344 million is in MLP strategies as of 12/31/2020. As an early entrant in the actively managed MLP space, Eagle has been managing MLP strategies for over 14 years.

Princeton Fund Advisors, LLC (PFA), together with its affiliates, manages approximately \$2.6 billion in assets (as of 12/31/2020) for institutional and private clients worldwide. PFA is a Registered Investment Advisor with the SEC. PFA was established to develop and advise a series of 1940 Act mutual funds in alternative asset classes. The firm's Investment Committee Members contribute more than 60 years of alternative asset management experience to the portfolio construction and management process. The company has offices in Colorado and Minnesota.

Top Holdings:

As of January 31, 2021	
Targa Resources Corp.	10.34%
Plains GP Holdings LP	9.88%
MPLX, LP	8.44%
Williams Companies, Inc.	7.65%
Enbridge Inc	7.50%

Holdings are subject to change.

Recent Performance (1 Share):

	Jan	Feb	Mar	Apr	May	Jun	Jul	Aug	Sep	Oct	Nov	Dec	YTD	Alerian MLP Index
2021	4.91%	7.30%	6.58%										19.97%	21.95%
2020	-3.76%	-10.19%	-42.06%	29.46%	7.63%	-4.20%	0.17%	1.96%	-9.62%	1.89%	17.99%	2.84%	-23.71%	-28.69%
2019	14.61%	0.31%	4.82%	-2.05%	-2.93%	3.02%	-2.43%	-5.47%	1.36%	-4.90%	-3.60%	8.02%	9.28%	6.56%
2018	2.25%	-10.45%	-5.17%	7.15%	5.17%	0.28%	3.51%	0.41%	-1.09%	-7.94%	-1.84%	-10.92%	-18.79%	-12.42%
2017	0.31%	-1.49%	0.81%	-2.67%	-7.47%	0.52%	3.13%	-4.97%	2.42%	-5.43%	-1.97%	8.06%	-9.33%	-6.52%
2016	-11.86%	-1.18%	9.42%	15.20%	4.72%	3.97%	0.53%	2.45%	7.56%	-5.00%	6.38%	4.00%	39.15%	18.31%
2015	-4.31%	5.87%	-0.70%	5.36%	-3.63%	-5.96%	-5.75%	-8.24%	-17.17%	8.63%	-10.03%	-15.56%	-43.21%	-32.59%
2014	1.20%	0.54%	0.46%	3.61%	3.90%	9.83%	-4.39%	8.76%	-3.58%	-5.45%	-5.39%	-4.05%	4.00%	4.80%
2013	11.72%	0.27%	6.07%	1.46%	-1.52%	0.86%	2.42%	-1.09%	1.44%	2.65%	1.89%	3.55%	33.26%	27.58%
2012	n/a	n/a	n/a	n/a	n/a	n/a	n/a	n/a	0.50%	-0.20%	0.00%	-1.23%	-0.93%	-2.32%

*Inception date for class I and A shares was 9/14/12.

The performance data quoted here represents past performance. Current performance may be lower or higher than the performance data quoted above. Investment return and principal value will fluctuate, so that shares, when redeemed, may be worth more or less than their original cost. Past performance is no guarantee of future results. The total annual fund operating expenses are Class A 1.81%, Class C 2.56%, Class I 1.56% and Class N 1.55%. The Fund's investment advisor has contractually agreed to reduce its fees and/or absorb expenses of the Fund, at least until August 31, 2021. Total annual operating expenses after fee waiver are Class A 1.67%, Class C 2.42%, Class I 1.42% and Class N 1.27%. The maximum sales load for Class A is 5.75%. Please review the Fund's Prospectus for more detail on the expense waiver. Results shown reflect the waiver, without which the results could have been lower. A Fund's performance, especially for very short periods of time, should not be the sole factor in making your investment decisions. For performance information current to the most recent month end, please call toll-free 1-888-868-9501. The index shown is for informational purposes only and is not reflective of any investment. An investor cannot invest directly in an index. Indices do not include fees or operating expenses and are not available for actual investment. They are unmanaged and shown for illustrative purposes only. The Alerian MLP (NYSE: AMZ) is a composite index of the 50 most prominent energy master limited partnerships.

Additional information about the Fund is contained in the prospectus, which can be obtained by calling 1-888-868-9501 or at www.eaglemlpfund.com.

The Eagle MLP Strategy Fund is an actively managed dynamic portfolio. There is no guarantee that this investment will achieve its objectives, goals, generate positive returns, or avoid losses. Past performance is not indicative of future results.

Investors should carefully consider the investment objectives, risks, charges and expenses of the Eagle MLP Strategy Fund. This and other important information about the Fund is contained in the prospectus, which can be obtained by calling 1-888-868-9501 or visiting www.eaglemlpfund.com. The prospectus should be read carefully before investing. The Eagle MLP Strategy Fund is distributed by Northern Lights Distributors, LLC member FINRA/SIPC. This is an actively managed dynamic portfolio. There is no guarantee that any investment (or this investment) will achieve its objectives, goals, generate positive returns, or avoid losses. The information provided should not be considered tax advice. Please consult your tax advisor for further information. Eagle Global Advisors, Princeton Fund Advisors, LLC and Northern Lights Distributors, LLC are not affiliated.

Credit Risk: There is a risk that note issuers will not make payments on securities held by the Fund, resulting in losses to the Fund. In addition, the credit quality of securities held by the Fund may be lowered if an issuer's financial condition changes.

Distribution Policy Risk: The Fund's distribution policy is not designed to guarantee distributions that equal a fixed percentage of the Fund's current net asset value per share. Shareholders receiving periodic payments from the Fund may be under the impression that they are receiving net profits. However, all or a portion of a distribution may consist of a return of capital (i.e. from your original investment). Shareholders should not assume that the source of a distribution from the Fund is net profit. Shareholders should note that return of capital will reduce the tax basis of their shares and potentially increase the taxable gain, if any, upon disposition of their shares.

ETN Risk: ETNs are subject to administrative and other expenses, which will be indirectly paid by the Fund. Each ETN is subject to specific risks, depending on the nature of the ETN. ETNs are subject to default risks. **Foreign Investment Risk:** Investing in notes of foreign issuers involves risks not typically associated with U.S. investments, including adverse political, social and economic developments, less liquidity, greater volatility, less developed or less efficient trading markets, political instability and differing auditing and legal standards.

Interest Rate Risk: Typically, a rise in interest rates can cause a decline in the value of notes and MLPs owned by the Fund.

Liquidity Risk: Liquidity risk exists when particular investments of the Fund would be difficult to purchase or sell, possibly preventing the Fund from selling such illiquid securities at an advantageous time or price, or possibly requiring the Fund to dispose of other investments at unfavorable times or prices in order to satisfy its obligations.

Management Risk: Eagle's judgments about the attractiveness, value and potential appreciation of particular asset classes and securities in which the Fund invests may prove to be incorrect and may not produce the desired results. Additionally, Princeton's judgments about the potential performance of the Fund's investment portfolio, within the Fund's investment policies and risk parameters, may prove incorrect and may not produce the desired results.

Market Risk: Overall securities market risks may affect the value of individual instruments in which the Fund invests. Factors such as domestic and foreign economic growth and market conditions, interest rate levels, and political events affect the securities markets.

MLP Risk: Investments in MLPs involve risks different from those of investing in common stock including risks related to limited control and limited rights to vote on matters affecting the MLP, risks related to potential conflicts of interest between the MLP and the MLP's general partner, cash flow risks, dilution risks and risks related to the general partner's limited call right. MLPs are generally considered interest-rate sensitive investments. During periods of interest rate volatility, these investments may not provide attractive returns. Depending on the state of interest rates in general, the use of MLPs could enhance or harm the overall performance of the Fund.

MLP Tax Risk: MLPs, typically, do not pay U.S. federal income tax at the partnership level. Instead, each partner is allocated a share of the partnership's income, gains, losses, deductions and expenses. A change in current tax law or in the underlying business mix of a given MLP could result in an MLP being treated as a corporation for U.S. federal income tax purposes, which would result in such MLP being required to pay U.S. federal income tax on its taxable income. The classification of an MLP as a corporation for U.S. federal income tax purposes would have the effect of reducing the amount of cash available for distribution by the MLP. Thus, if any of the MLPs owned by the Fund were treated as corporations for U.S. federal income tax purposes, it could result in a reduction of the value of your investment in the Fund and lower income, as compared to an MLP that is not taxed as a corporation.

Energy Related Risk: The Fund focuses its investments in the energy infrastructure sector, through MLP securities. Because of its focus in this sector, the performance of the Fund is tied closely to and affected by developments in the energy sector, such as the possibility that government regulation will negatively impact companies in this sector. Energy infrastructure entities are subject to the risks specific to the industry they serve including, but not limited to, the following: Fluctuations in commodity prices; Reduced volumes of natural gas or other energy commodities available for transporting, processing, storing or distributing; New construction risk and acquisition risk which can limit potential growth; A sustained reduced demand for crude oil, natural gas and refined petroleum products resulting from a recession or an increase in market price or higher taxes; Depletion of the natural gas reserves or other commodities if not replaced; Changes in the regulatory environment; Extreme weather; Rising interest rates which could result in a higher cost of capital and drive investors into other investment opportunities; and Threats of attack by terrorists.

Non-Diversification Risk: As a non-diversified fund, the Fund may invest more than 5% of its total assets in the securities of one or more issuers.

Small and Medium Capitalization Company Risk: The value of a small or medium capitalization company securities may be subject to more abrupt or erratic market movements than those of larger, more established companies or the market averages in general.

Structured Note Risk: MLP-related structured notes involve tracking risk, issuer default risk and may involve leverage risk. Mutual Funds involve risk including possible loss of principal.